


January Parent's Information

Our theme for January is: **Winter**



Our colour is **blue**




Vocabulary linked to our theme.

We will be looking at and talking about the weather in winter; water freezing and ice & snow melting. We will be talking about polar animals and people who live and survive in cold countries. Please talk about these with your child:-



Penguin




Snow



Ice




Frost



Polar Bear



Seal



Igloo

January songs / rhymes:-

Little Jackie Jack Frost

Little Jackie Jack Frost bites my nose
 Little Jackie Jack Frost stings my toes
 Little Jackie Jack Frost climbs the trees
 Little Jackie Jack Frost paints the leaves
 Little Jackie Jack Frost thinks it's fun
 Knocking all the leaves down 1 by 1
 When the winter wind begins to blow
 Little Jackie runs away ho ho!

Once there was a snowman

Once there was a snowman, snowman,
 snowman
 Once there was a snowman tall, tall, tall

 In the sun he melted, melted, melted
 In the sun he melted, small, small, small

Funny Snowman

There was a funny snowman
 Who had a carrot nose
 Along came a bunny
 And what do you suppose?
 That hungry little bunny
 Looking for its lunch
 Ate the snowman's carrot nose
 Nibble nibble CRUNCH CRUNCH

The Penguin Song

Have you ever seen a penguin come to tea
 When you look at me, a penguin you will see
 Penguins attention! Penguins salute!
 Right flipper (Flap right arm) 1234
 Repeat and add on left flipper, then right
 foot, left foot, bottom out, chin up, stick
 out your tongue, turn in a circle.
 Then finish with 'penguins dismissed'
 instead of salute

Little Snowflake

Snowflake, snowflake, little snowflake
 Little snowflake falling from the sky.
 Snowflake, snowflake, little snowflake
 Falling, falling, falling, falling, falling,
 falling, falling, falling, falling, falling on
my head.

Snowflake, snowflake, little snowflake
 Little snowflake falling from the sky.
 Snowflake, snowflake, little snowflake
 Falling, falling, falling, falling, falling,
 falling, falling, falling, falling, falling on
my nose

Snowflake..... in my hand, falling on
 my head, falling on my nose, falling in
 my hand
 Snowflake, snowflake, little snowflake.

Miss Polly had a dolly

Miss Polly had a dolly who was sick, sick,
 sick.
 So she phoned for the doctor to come
 quick, quick, quick.
 The doctor came with his bag and his hat
 And he knocked at the door with a rat-a-
 tat-tat.
 He looked at the dolly and he shook his
 head
 And he said "Miss Polly, put her straight
 to bed!"
 He wrote on a paper for a pill, pill, pill
 "I'll be back in the morning for my bill,
 bill, bill."

How you can help your child at home:-

Personal, Social & Emotional development

Encourage your child to zip or button up their own coat. Also encourage them to put on their own mittens or better still their own gloves!

Remind your child to cover their mouth when coughing and to put used tissues into the bin.

Language Development

Use winter weather words to describe the weather while walking to / from school each day. Talk about ice being a solid and then melting to become a liquid.

Early Mathematical Experiences

Draw attention to, match, recognize or name the different shades of blue or the square shapes in our everyday environment. Compare the size of birds or snowmen and understand or use the words – big, small; tall, short.

The Arts

Sing some of our Winter songs with your child and encourage them to show you the actions.

Physical Development & Movement

Make small and large frozen ice blocks and put some small toys into the water before it freezes. Have fun together ‘digging’ the toys out from the frozen blocks before they melt. Use a real hammer or chisel!

The World Around Us

Watch out for birds and talk about how we can help them in the Winter time. Put out some bread / seeds and water for the birds and then watch quietly from indoors for any little visitors.